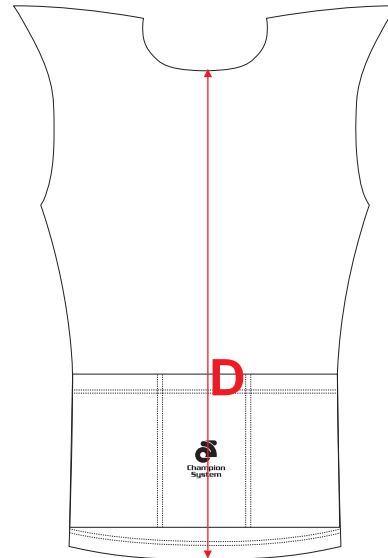
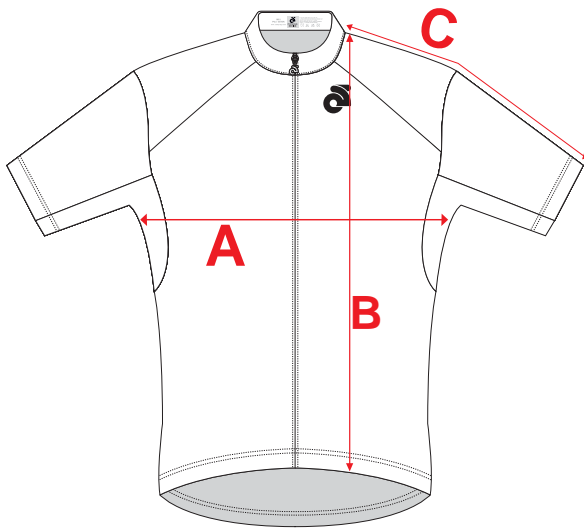


If you're unsure which size to buy, try measuring a Jersey that you already own that fits you well, and compare those measurements to the size chart. Lay the Jersey on a flat surface and use the above guide to measure the Jersey.

Note: All measurements are approximate.

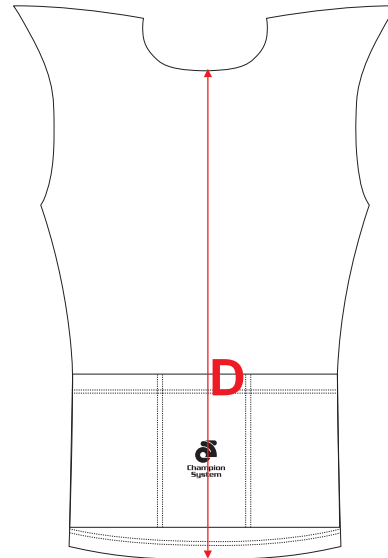
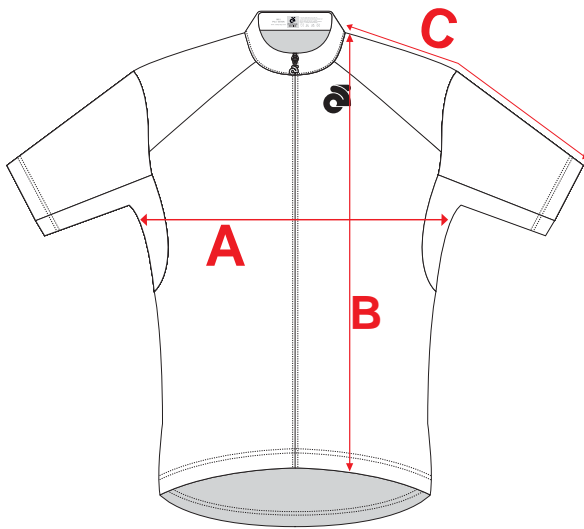
| Size | A (Chest) | B (Front Length) | C (S/S Length) | D (Back Length) |
|-------------|------------------|-------------------------|-----------------------|------------------------|
| XS | 17 1/2" | 24 1/4" | 13 3/4" | 26" |
| S | 18 1/2" | 25" | 14 1/4" | 26 3/4" |
| M | 19 1/2" | 25 3/4" | 14 3/4" | 27 1/2" |
| L | 20 1/2" | 26 1/2" | 15 1/4" | 28 1/4" |
| XL | 21 1/2" | 27 1/4" | 15 3/4" | 29" |
| 2XL | 22 1/2" | 28" | 16 1/4" | 29 3/4" |
| 3XL | 24" | 28 3/4" | 16 3/4" | 30 1/4" |
| 4XL | 25 1/2" | 29 1/2" | 17 1/4" | 30 3/4" |



If you're unsure which size to buy, try measuring a Jersey that you already own that fits you well, and compare those measurements to the size chart. Lay the Jersey on a flat surface and use the above guide to measure the Jersey.

Note: All measurements are approximate.

| Size | A (Chest) | B (Front Length) | C (S/S Length) | D (Back Length) |
|------------|----------------|------------------|----------------|-----------------|
| XS | 17" | 22" | 14" | 24 1/4" |
| S | 18" | 22 3/4" | 14 1/2" | 25" |
| M | 19" | 23 1/2" | 15" | 25 3/4" |
| L | 20" | 24 1/4" | 15 1/2" | 26 1/2" |
| XL | 21" | 25" | 16" | 27 1/4" |
| 2XL | 22" | 25 3/4" | 16 1/2" | 27 3/4" |
| 3XL | 23 1/2" | 26 1/2" | 17" | 28 1/4" |
| 4XL | 25" | 27 1/4" | 17 1/2" | 28 3/4" |



If you're unsure which size to buy, try measuring a Jersey that you already own that fits you well, and compare those measurements to the size chart. Lay the Jersey on a flat surface and use the above guide to measure the Jersey.

Note: All measurements are approximate.

| Size | A (Chest) | B (Front Length) | C (S/S Length) | D (Back Length) |
|-------------|------------------|-------------------------|-----------------------|------------------------|
| XS | 16" | 22 1/4" | 13 1/2" | 23 1/2" |
| S | 17" | 23" | 14" | 24 1/4" |
| M | 18" | 23 3/4" | 14 1/2" | 25" |
| L | 19" | 24 1/2" | 15" | 25 3/4" |
| XL | 20" | 25 1/4" | 15 1/2" | 26 1/2" |
| 2XL | 21" | 26" | 16" | 27 1/4" |
| 3XL | 22 1/2" | 26 3/4" | 16 1/2" | 27 3/4" |
| 4XL | 24" | 27 1/2" | 17" | 28 1/4" |